
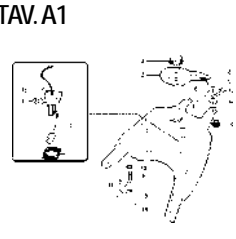
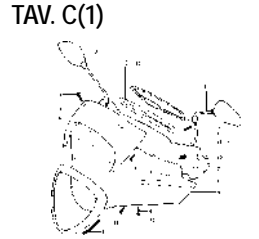
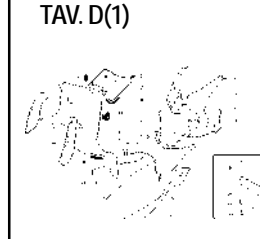

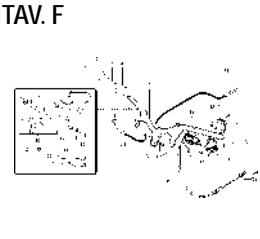

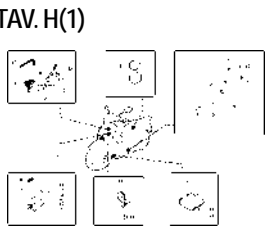


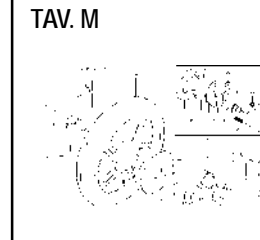


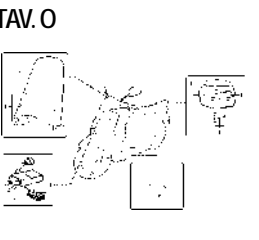


CENTRO 50 SL - 4T

EURO 2


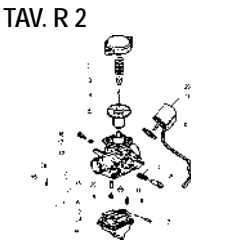
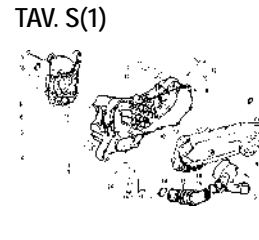




INDICE TAVOLE TELAIO

TAV. A 	TAV. A1 	TAV. C(1) 	TAV. D(1) 	TAV. E 	TAV. F 	TAV. G 
TAV. H(1) 	TAV. I(1) 	TAV. L 	TAV. M 	TAV. N 	TAV. OO 	TAV. O 

FRAME - INDEX OF THE TABLES

INDICE TAVOLE MOTORE

TAV. R(1) 	TAV. R 2 	TAV. S(1) 	TAV. T(1) 	TAV. U(1-2) 		
--	---	--	--	--	--	--

ENGINE - INDEX OF THE TABLES

