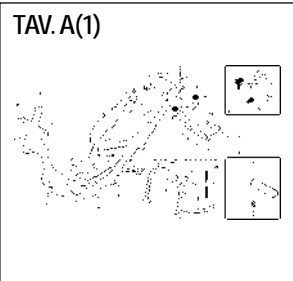

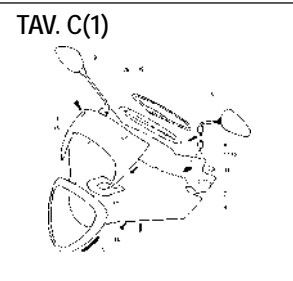
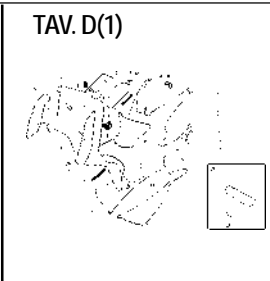
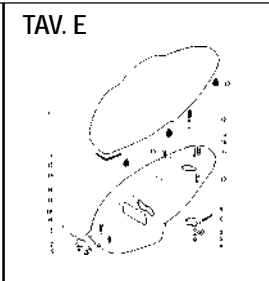
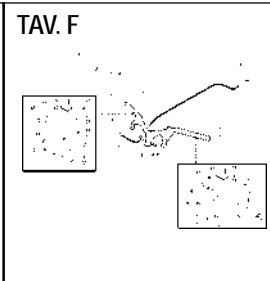

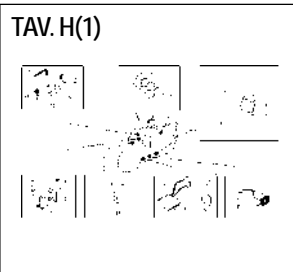
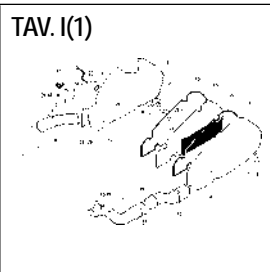
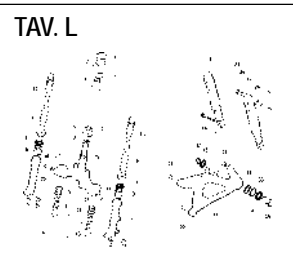



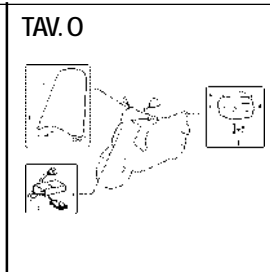


# CENTRO 160 - 4T

## I.E. EURO 3


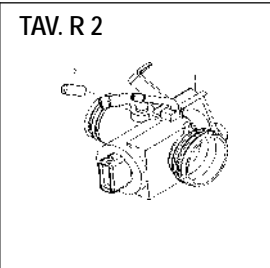
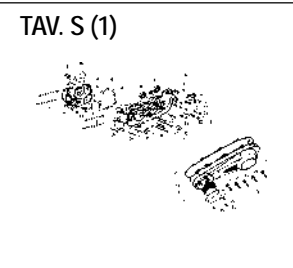

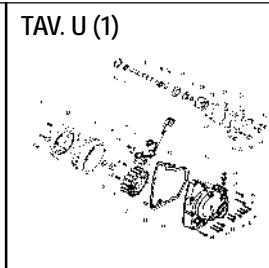


### INDICE TAVOLE TELAIO

TAV. A(1) 	TAV. B 	TAV. C(1) 	TAV. D(1) 	TAV. E 	TAV. F 	TAV. G 
TAV. H(1) 	TAV. I(1) 	TAV. L 	TAV. M 	TAV. N 	TAV. OO 	TAV. O 

### FRAME - INDEX OF THE TABLES

### INDICE TAVOLE MOTORE

TAV. R (1) 	TAV. R 2 	TAV. S (1) 	TAV. T (1) 	TAV. U (1) 		
---	---	--	---	---	--	--

### ENGINE - INDEX OF THE TABLES





























































































































